




#### What's Included

- ☐ 1 x Teleprompter Base
- ☐ 1 x Bracket with Glass
- ☐ 1 x Magnetic Teleprompter Hood with Boot
- ☐ 1 x Monitor
- ☐ 1 x Dual Sided Riser
- ☐ 1 x AC Adapter with Cord
- ☐ 1 x PrompterPro Software
- ☐ 2 x 15mm Rod Monitor Adapters
- ☐ 2 x Hex Keys
- ☐ 4 x Screws

# Setup


## Step 1

Attach the two 15mm rod monitor adapters to back of the monitor's VESA mounts with the 4 screws using the smaller hex key.




## Step 2

Using the larger hex key loosen the rod clamps.




**Step 3**

On the teleprompter base loosen the top 4 screws holding the rods in place.




**Step 4**

After loosening the following two screws on the base pull the rods out to accommodate the monitor. Tighten all 6 screws after rods are extended.




**Step 5**

After tightening the rods, slide the monitor into the teleprompter base. Leave slight room for the teleprompter bracket and glass to slide in.



**Step 6**

Pull the red knob to insert the teleprompter bracket with glass into the teleprompter base.




**Step 7**

Tighten the silver knob to hold the teleprompter bracket in place.



**Step 8**

Slide the monitor completely in and tighten the four screws to lock the monitor in place.



## Step 9

Attach the magnetic teleprompter hood with boot.



## Step 10

Slide the dual sided riser into the directional channel of the teleprompter base. Larger or taller cameras should insert the lower side facing glass, while smaller cameras should insert with higher side.



# Specifications

Aspect Ratio	4:3
Brightness	350 cd/m2
Build Material	Aluminum / Steel
Contrast Ratio	500:1
Input Signal	Composite BNC, VGA, HDMI
Reading Range	13 ft.
Resolution	1024 x 768
Screen Size	12 in.
Viewing Angle	160 degrees (horizontal/vertical)

# Features

- Includes 12" monitor that supports image flip (vertical and horizontal)
- High-quality American made 70/30 beam splitter glass
- Screen readable from up to 13'
- Works with many different sized camera
- Easy balancing with adjustable base
- Perfect size for portability and view-ability
- Ships in Reusable Foam for Easy Transport
- Includes MAC and PC Software
- HDMI, VGA, and Composite BNC

## Learn More

More dynamic information at official website: [www.ikancorp.com](http://www.ikancorp.com)

## Support

Contact email: [support@ikancorp.com](mailto:support@ikancorp.com)

---

### CONDITIONS OF WARRANTY SERVICE

- Free service for one year from the day of purchase if the problem is caused by manufacturing errors.
- The components and maintenance service fee will be charged if the warranty period is expired.

#### **Free Service will not be Provided in the Following Situations: (Even if the product is still within the warranty period.)**

- Damage caused by abuse or misuse, dismantling, or changes to the product not made by the company.
- Damage caused by natural disaster, abnormal voltage, and environmental factors, etc.

©2020 Ikan International. All rights reserved.

